


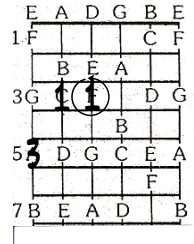
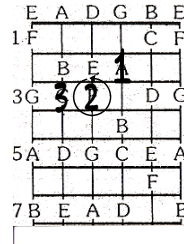
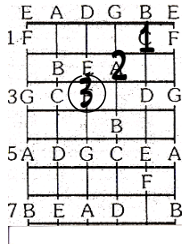

MAJOR TRIAD CHORD SHAPES-CLOSED POSITION

F YOU WILL USE THESE SAME SHAPES FOR THE A^b B AND D TRIADS





TOM YODER



Bb





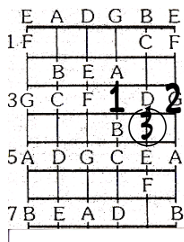
YOU WILL USE THESE SAME SHAPES FOR THE D^b E AND G TRIADS



Eb



YOU WILL USE THESE SAME SHAPES FOR THE G^b A AND C TRIADS



YOU WILL NOTE THAT I CIRCLED ALL THE ROOTS. IT IS ESSENTIAL WHEN MOVING THESE CHORD SHAPES AROUND TO KNOW THE ROOTS!!